



OFFICIAL NEWSLETTER OF THE NEW JERSEY CHAPTER OF IPMS.

VOL. XXVII, Iss.xii

"From The Iron Works"

By Big Bill Schwartz, Pres

Hello Fellow members. Hope the Xmas Holiday Season is Bright for you all! Not much new on my end. The end of year stuff is done. MosquitoCon will now shift gears to the next level and If weather permits, we will have another GREAT SHOW! That's about it on this end other than the annual Xmas Party. Bar is open from 8 to 10. Beer,wine,and mixed drinks OK! Don't overdo it! No steak and lobster antics and NO DOGGIE BAGS UNTILL ALL MEMBERS are done! No exceptions. Wives are always welcome so don't tell me you didn't know that either. Anyway Enjoy it and there are a few surprises to boot! Nuff said!

Lastly, Maraudercon was very good on all levels. We had about 14 members there. We all did pretty well too. I don't know what the guys took home but I took 5 total. Not bad considering the talent there too. Me, Joe Vin and Marty went to Chiles after that and had great conversation and very good food! Thanks guys.

In closing I hope all of you have a great Holiday Season! I got one good present and so did all of you! Mike O'Conner did well with his procedure and he is still with us! Great Shit!

Anyway, Enjoy Enjoy Enjoy! See Yall Friday!

Best Wishes, Big Bill



Mini Review KA Models Mk1 Designs By Big Bill Schwarz"

Hi all. I want you to look through the enclosed pics at these Eduard F-14 D pieces. I have them in my possession and all I can say is "WOW" To say they are great does them NO JUSTICE ! They are some of the finest aftermarket parts I have seen! When you buy the detail set you get not only color PE(it actually has dimension!), It has all needed to do the cockpit, it comes with turned sensor probes,slime lights, and resin late model wheels! The set was 22.00 yes 22.00 plus 4 buck shipping! I ordered the burner cans as well. The casting and fit is Top notch!



If you all may, I am inviting you to go to there website to shop around!

They cover most aspects of the hobby too. Planes, ships, autos and more in various scales! They have burner cans to make AIREs envious with great prices and service to boot! The instruction sheets are very good as well and their product support is very , very good and quick to reply! This is truly a nice place to visit and buy. Take a look at them. The web adress is (ka-models.com) Give em a shot. You will not be dissappointed!

Happy Modelling! BB



There are tons of pictures of Big Bill this time of year!!!



Wow, looks really impressive! Ed.

From the Vice President's Desk

By Vince D'Alessio




It's December what happened to 2018; it's gone in a couple of weeks- another year older -deeper in age. I hope you all had a great Thanksgiving and are looking forward to our annual Christmas party. It will be catered by Glenda who does a fine job every year. Mike O'Conner is home recovering from his medical procedure and all indicators he is doing fine. I hope we get to see Buzz Lockwood along with Harmon Kaplan who just had back surgery. Guys the club members all send their best wishes for a speedy recovery.

I just finished another book "The Last Battle" written by Cornelius Ryan of the Longest Day fame which was made into one of the best WW2 movies ever made , I just saw it again on Veterans day, it never gets old.

The Last Battle is the story of 3 weeks , in which the city of Berlin, gutted, bombed 363 days and nights in 3 years by the allies, yet still alive, was the focal point of millions of German lives. The last obstacle facing the allies and final total victory. It was the last defense of the German forces, the last refuge of the Fuhrer. It's a book of suspense that's hard to put down once the final battle starts. It's the story of what people saw, thought and felt in those 3 weeks It's the story of why the Russians were allowed to take the city why the the American and British stopped at the Elbe. The fierce fighting at the Seelow Heights. the Russian army hell bent on revenge and taking it out on any woman that happened to be alive in the city. The Russians did take anything they wanted and they wanted it all. Everything came to a complete halt in the city in those last days of battle except the beer brewers which continued to work and produce their products. I recommend this book.

Keep modeling and good health to all

Vince



From the Vice President's Desk

By Joe Smith



The Maraudercon show in Maryland which was held on November 17, was well attended by NJIPMS ! Our members did very well ,and the venue was great as well! I would like to wish every member & there Families a Merry Christmas, Happy Hanukkah, and a safe and Happy New Year.

Happy Modeling
Joe Smith

THE CONTACT'S VIEW

By Mike Pavlo, VP



I hope everyone had an enjoyable Thanksgiving and got to spend some time celebrating with family and friends. Shortly before the holiday a bunch of us were able to make it down to the Maruadercon show in Maryland. It was good to see so many members enjoying themselves there, as well as reconnecting with some old friends. There were even more vendors than last time, with plenty of bargains and hard to find items. The models on display were very well done with lots of quality workmanship evident. It was great to see Bill's son Jason and his wife and baby daughter there too. All I can say Bill is that your granddaughter Evelyn is so adorable and lively. She must really keep you busy when you're all together!

I'd like to wish all of our members, and their families, a very Merry Christmas, Happy Holidays, and healthy New Year! Please keep the men and women in our Armed Forces in your thoughts and prayers, especially this time of year when so many are far away from home.

I look forward to seeing you all at our Christmas party at the meeting!

Best Wishes,

Mike P.

THE JUDGES TABLE

By Jon Da Silva



Hello all!!!

It's that time of the year again. We will be having our annual Model of the Year contest this month. The following people should bring in these models to the meeting

January

Marc Rocca -
Vince D'Alessio - King Tiger

February

Mike O'Connor - B25
Martin Quinn - USS Haraden

March

Devin Poore - F4F Wildcat
Marc Rocca - z38 destroyer

May

Marc Rocca - Albatross DVA
Mike Terre - Ferguson FF-30 tractor

June

Eric Schroeter – T 34/85

July

Martin Quinn - USS Texas
Dan Spera - P38

August

Chris Egan - Laird Solution

September

Dan Spera - P47
John Bucholz - Steampunk Auto

October

Mike Terre - Fairchild KHEE-KHA
Vince D'Alessio - Panzer IV F2

November

Eric Schroeter – PE 2

Mike Terre – PO-2

Note that April is missing due to Mosquitocon fallout. Additionally, I have no idea what model Marc Rocca won with in January and I cannot tell from the photos on our Facebook page either. I normally keep all of the entry forms, so I have no idea where it went.

It feels strange knowing that we're at the end of another year. We're already beginning to talk about Mosquitocon and in a few months the Nationals will be a topic. I wish you all a great holiday season and a prosperous New Year.

Jon

Before we get to this months' TERRE-Gram, here's a short musing by the minion master.



Christmas Memories.

This is a picture of me and my stash (picture taken by my grand daughter Caitlyn) but do you know something, it's also a photo album. Christmas time is a season of happiness with good times shared with friends and family and looking at some of those models bring back some great memories of Christmas's past. Hey look there's the Airfix 1/72 Grumman Hellcat, with that glorious raised rivet detail that I got with my mom during a visit to Polks Hobby in New York back in December 1968. And there's the 1/72 Italeri Reggiane RE2002 dad got for me, Christmas 1969, purchased at Every Ready Sport and Hobbies. Christmas 1972 found me just out of USAF training with orders to go overseas on December 15th. My family held an early Christmas and I got a 1/72 Hasagawa "Mavis" from dad. Little did I know that I would not be home for four more Christmases.

Dan Spera, after hearing me say how I had to discard the Revell 1/96th scale USS Kearsarge my dad and I built surprised me Christmas 2006 with a replacement kit. Dan, I promise to build it before I'm looking up at the grass roots!

But you know there's more than Christmas memories in that stash. There's the reissue of the Revell 1/24th Gemini space capsule I purchased in 2009 when Deb and I stopped in at Linda's Hobby Hut up in Pompton

Plains after buying spring flowers at Van Ingerens in Lincoln Park. Or there's that magnificent Contrail 1/72 vacuform kit of the Handley Page HP-42 airliner that Tom Mancuso scored for me on eBay, summer of 2007. Tom, you're the best at "sniping" a bid at the last possible moment and I still don't like doing business on eBay!

There's that 1/72 Airfix Avro Vulcan that I got at the 2015 MosquitoCon for ten bucks. (Yes, I have an occasional interest in modern jet aircraft!) When I got it home I found there were two complete kits, still in their bags in the box. Think Dan Spera got the second kit.

Or there's the Revell 1/72 Junkers Ju-88A-4 that John at Avenel Hobbies ordered for me back in March of 2012. When Dan and I stopped in at the shop the next week Randy told us of John's sudden and untimely death. I still have the "hold for Mike Terre" tag that John attached to that kit before he went to that Big Hobby Shop.

So my point is that we as modelers identify with the models we own. We might not remember what we had for breakfast but I bet we know exactly where and when we bought each kit. And looking at those kits bring back some great memories.

In closing I wish all club members and their families have a wonderful holiday season together, and that a couple of models are found under the tree to give you those wonderful memories I have.

Thanks for reading, hope to see you all at the December meeting!

Mike Terre



HERE'S THE TERRE-Gram!!!

Kovozavody Prostejov 1/72 Let Z-37 crop duster

I was recently going through some modeling magazines when I came across an advertisement from Kovozavody Prostejov concerning the issue of their latest 1/72nd scale model of the Let Z-37 crop duster (kit# KMP0109). As a fan of agricultural aircraft, having started my aviation career working on them, I just had to have this model! Going through the internet I couldn't find any US shops offering this model, nor for that matter any sellers at all. I sent a email to club member Simon Vichnevetsky who has many Eastern

European contacts hoping he could help me get this model. Simon really came through and within two weeks I had my model which I offer for review. First a little history on the aircraft.



Design work on the first purpose-designed agricultural aircraft started in Czechoslovakia in 1961, with a cooperation of two manufacturers: [Let Kunovice](#) and [Moravan](#) (now Zlin). The first prototype, designated as XZ-37, first flew on 29 March 1963. The Z-37 was named "Cmelak" which is Czech for Bumblebee. It was a cantilever [low-wing monoplane](#) of tubular metal construction, the wings and stabilizers covered with duralumin with the fuselage and control surfaces being fabric covered. It had a fixed undercarriage with a fully castoring tailwheel, but locked to the rudders for ground handling. The pilot's cockpit was in front, immediately behind a 315 hp Russian built Ivchenko radial engine, with a hopper for chemicals situated behind the cockpit. This offered the pilot a good view, but was potentially dangerous in case of an emergency landing as the pilot could be crushed between the engine and hopper. A mechanic could be seated behind the hopper, facing backwards. There were also spray booms mounted under the wings as well as a centerline spreader for dry chemicals. There is also a freight version with open space instead of hopper and spray equipment and a -3 variant with three passenger seats facing rearwards.

The aircraft was produced from 1965 under the designation **Z-37**. From 1971, the **Z-37A** was produced, with a strengthened construction. It was produced until 1975, and then in 1983-1984. 677 were produced, including 27 two-seater **Z-37A-2s** for crew training.

The kit contains sixty three parts molded in two sprues of dark grey plastic along with a single clear sprue with three parts. The clear sprue was contained in a separate plastic bag to prevent scratching. All parts were finely molded with no flash noted. The instructions were printed in color and are very clear to understand. The decal sheet, which was well printed, offered markings for two East German aircraft, one being in a yellow scheme the other in orange as well as a detailed instrument panel. The kit is packaged in a side opening box with great box art and aircraft profiles on the reverse.

The model has flaps which can be positioned either retracted or deployed as well as a fully detailed cockpit with sidewall detail. The pilots seat does not have seat belts however and these will have to be made or aftermarket parts purchased. Another small omission is the boarding step located on either side of the fuselage, however they can easily be made from thin copper wire. The landing gear is very well done and includes separate fenders and torque links for each main wheel. The tail wheel is made up of three parts with a separate wheel which sure beats those one piece tail wheels with the the hard to paint tire. No spray booms are provided, only the centerline dry chemical dispenser.

Overall this kit looks like a very interesting build and it will soon be on my bench. By the way Kovoavody Prostejov, aka Korpo, aka KP, is celebrating its fiftieth anniversary, 1968 to 2018, and is offering some interesting 1/72nd and 1/48th scale models. Check out (or is that Czech out?) out their website at www.kovozavody.cz and I think you'll be surprised. Again my thanks to Simon for helping me get this kit. Hope you enjoyed this review and hope to see you at the next meeting.



Mike Terre

Above is a picture of the proto-type MinionChemforCrops X-1, as created by Mike Terre. The patent is pending actual field tests. Ed.

DON'T FORGET TO JOIN OR RE-UP WITH IPMS-USA!

Mike D. sends us on a trip to Telford!

FROM THE EAGLE'S NEST

By Mike Dobrzelecki

2018 SCALE MODEL WORLD SHOW – TELFORD, ENGLAND

I have been meaning to go to the Scale Model World Show at the Telford International Center for years, so about 2 years ago, I started planning for 2018 to be the year. Luckily, several long-time IPMS buddies from IPMS NENY, NOVA and DC provided the necessary travel tips I needed to make sure I'd have a trouble-free experience from hotels to info on using the trains and London Underground, as well as, a plan for a week-long trek to various British aviation and military museums during the week that followed. The list of museums would include: RAF Cosford, RAF Hendon, The Bovington Tank Museum, the Fleet Air Arm Museum at Yeovil and the WWII Code Breaking Museum at Bletchley Park. I teamed up with Art Loder, Bill Ellis, Dave Pratt, John Nelligan, Mike Fleckenstein, Steve Zaloga, Aris Pappas, Tom Chase and Bill Devins for the trip and the show – guys I have been friends with since the 1970s. You could not ask for a better guide for Bovington than Zaloga. This is the first in a series of articles I will write about the UK trip.

As a USA hobby convention veteran, who has been attending shows since the mid-1970s, all I can say is that nothing that I have seen in that 43+ years can match the size and utter joy of the Scale Model World Show in the UK. This event is humongous. Imagine the largest IPMS USA National Convention you ever attended and multiply that by a factor of 3 or 4, and then, maybe, maybe, you might have an inkling of what the typical Telford show is like. The venue was huge, encompassing 3 large halls, each of which is larger than the usual IPMS USA vendor/display hall combos. There were hundreds of vendors from all over the world selling their hobby wares, and Telford really encompasses a hobby trade show within the model show, with many of the major kit companies having slick display booths, not just a couple of tables, like you might see at an IPMS National. How big as the show, really? They had a whopping 27,000 people attend the show! That's how big.

We got in the morning before the show after a 7-hour plane flight to Heathrow, and several of us squeezed in a trip to RAF Cosford, even though we were tired. Cosford is a 15-minute cab ride away from Telford, and well worth a trip. The day of the show revealed a long waiting line that stretched out to beyond the parking lot of the venue. There were 2 lines – one for IPMS members, the other for non-IPMS modelers. The first welcome surprise is that worldwide IPMS members get in for free! And they get in an hour earlier than non-IPMS members. The Telford show appears to make most of their money from renting the bazillion tables and charging non-IPMS members an entry fee. The only IPMS USA Chapter that returns the favor at their annual show is NOVA.



Just one of the Halls



Special interest Group Display

Unlike American shows, IPMS UK (the original IPMS) emphasizes table space for individual IPMS UK Branches (what we call chapters), other worldwide IPMS chapters and SIGs (Special Interest Groups), the latter of which build to a specific theme, or type of model. There were about 100 branches and clubs from the UK, 25 international modeling groups and 83 SIGs holding court at their show tables. Competition is not the main thrust of the event, with the competition display area being very small, and relegated to an upper level gallery area overlooking the venue foyer. I met modelers from all over the world, but particularly the UK and Europe. Each model group had their own displays and many do vie for honors associated with their display at the show, which seems to be more important to Telford Show modelers than individual modeler glory. Mostly though, everyone is there to have a good time, so alongside the models, some of the groups have free booze and food! The wrinkle is, you have to be invited to partake in the goodies, and, luckily, I was invited to a couple, including the Aerobatic Display Team SIG from the UK, which just happened to have a few of the show senior staff as members, who were friends with my modeling buddies. This year they were marking their SIG 25th Anniversary and I helped them celebrate, walking around nicely 'buzzed' for 2 days, which made for a very pleasant (and much-needed) start to my vacation. I want to give a big "shout-out" to Gary Siddall (UK IPMS's version of "Big Bill"), Angie Davies and the rest of Aerobatic SIG, whose motto is "There's No Business Like Show Business", for their hospitality at their John Sullivan "Hospitality Suite" on the show floor. Other UK IPMS notables I met include some of show organizers, like Rich Farrar and Tony Horton. I also finally met John Adams who founded Aeroclub, the white metal model accessory line, which one of the hobby's proto after-market cottage industries. I met the guys from MMP books in Poland and the guys from Master Models in Poland (they make a lot of great gun barrels, pitot tubes and decals and masks), as well. I definitely made some new friends at this show and cemented on-line relationships with others.

Over the two days I made the rounds, talking to as many modelers at the numerous branches and SIGs, as possible, while checking out the various vendors and kit manufacturers booths. There were no less than 161 vendors and hobby kit manufacturers there. Generally speaking, the vendors were on the outer perimeter of each of the 3 halls, with the IPMS branches, clubs and SIGs on the interior rows. The big news at the show from the kit manufacturers was as follows: Airfix – 1/24th Scale F6F-5 late model Hellcat, Wing Nuts Wings – 1/32nd scale Dambuster Lancaster bomber, HK Models 1/32nd scale Lancaster Mk.I (who'd a thunk it? – two 1/32nd scale Lancaster models on the way!), HPH 1/48 scale Convair B-36 and the 1/48th scale Eduard Tempest Mk.V. When I go to a big hobby show, I usually pack a small carry-on suitcase inside a larger checked bag to accommodate any purchases. My haul from the Telford show included: two IBG Models 1/35th scale Polish TKS Tankettes – one with a standard Hotchkiss machine gun, the other with a 20mm anti-tank gun, an IBG Models 1/72nd scale Polish PZL P.37b Łos twin engine 1930s bomber, a Mini-Art 1/35th Polish tank crew, and real weird 1/35th scale MH Model Hafner Rota-Buggy Jeep resin conversion (basically a towed autogyro conversion of

the Tamiya Jeep kit of a vehicle that has always fascinated me), new resin parts for Mi-24D, individual resin tracks from a relatively new company, some L'Arsenal resin ship accessory parts, Coastal Forces resin and PE parts for British MTBs/MGBs patrol boats, a couple of decals, a bunch of books and magazines, photo-etch and hobby tools and supplies. I stocked up on Flexi-File sanding belts, an angled Flexi-File handle and some other items. One vendor was selling excellent paint brushes at a deep discount, so I bought a large package of various types of brushes and some individual ones. Though I have yet to test them, they appear to be excellent quality, especially for the price. I also bought two Hataka paint sets from their lacquer line for Polish aircraft and vehicles. I watched the paint being demonstrated and I took a chance that UK TSA would not remove them from my checked luggage.



Best in show! Oeffag Mickl-G6



Air-Fix booth with F6F

By day two, I was already tired. Of course, we hung out at an English pub the first night, so drinking great English beer after drinking all day at the show slowed me down a bit. That, and walking great distances in the show venue. I averaged between 6-9 miles per day each day I was in England. I checked more of the SIGs and even found one that I'm sure "Big Bill" would love, since they had models tied to specific beers! This year's show also marked the 100th Anniversary of the end of World War I, and while they always have a remembrance ceremony and a moment of silence, this year's commemoration was very special. The honor guard and the bugler were on an elevated walkway between the two largest galleries. The bugler played "Last Post", basically the English version of "Taps" and another song. I filmed the event from that elevated gallery, looking over thousands of modelers standing in silence showing their respect. At the end, there was a resounding applause from the assembled group. This would be only the first commemoration of the end of WWI that I would see in the UK. Fortified by more free drinks and food at various groups' tables, I made my way around the show talking to more people and going through the vendors' wares in more detail. I got a chance to see the models in the competition on the other elevated gallery, and there was some great quality work on the tables. The Best in Show was a scratch-built 1/48th scale WWI Oeffag Mickl G-6 Flying Boat. Best Diorama was a depiction of French Observation Balloon painted to resemble a black and white photograph of the scene. I have seen this technique before, and this model was one of the best examples of it. There were 51 figures in the diorama. You can see the winners on this link: <https://imodeler.com/2018/11/scale-modelworld-2018-gold-aviation-category-winner/> The IPMS UK guys ask the IPMS USA guys to handle the judging. I begged out this year, but may participate in judging at future shows. For my first Telford experience, I wanted to have the maximum amount of fun navigating the show.



Best Diorama: French Balloon WWI



Beers and their racecars!

Telford was everything I heard it would be – not many things live up to the hype – this show did. I hope to be able to back to this show in the future. Besides the social aspect of it, I got learn a lot about getting around the UK on their rail system and almost got know the London Underground Tube system, as well as, I know the New York City Subway. I would heartily encourage any modeler to attend one of these at least once before you die. Put is on your bucket list – it’s worth it.

What a great experience!


Here are a few more pictures!



Mike D. with Gary Siddall



Mike D. with Mike Fleckenstien



NASA SIG Display

And IPMS NENY




I love that International members of IPMS are admitted free! Ed.

PICTURES AND ITEMS OF INTEREST FROM THE NOVEMBER MEETING

November was “RUSSIAN NIGHT” at NJIPMS. Sponsored annually by Dr. Simon Vichnevetsky, Whose family is originally Russian.




The usual hustle and bustle of a NJIPMS meeting.



Jerry Hughson's Hind Chopper



Eric Schroeter's PE-2



Nice Diorama, again Jerry Hughson. Jerry was cleaning out his Russian builds! MIG-15.



Mike Terre's PO-2, as Air Ambulance



Bill Schroeter's GAZ Field Car.



Mike Terre telling the story of the GIANT Russian

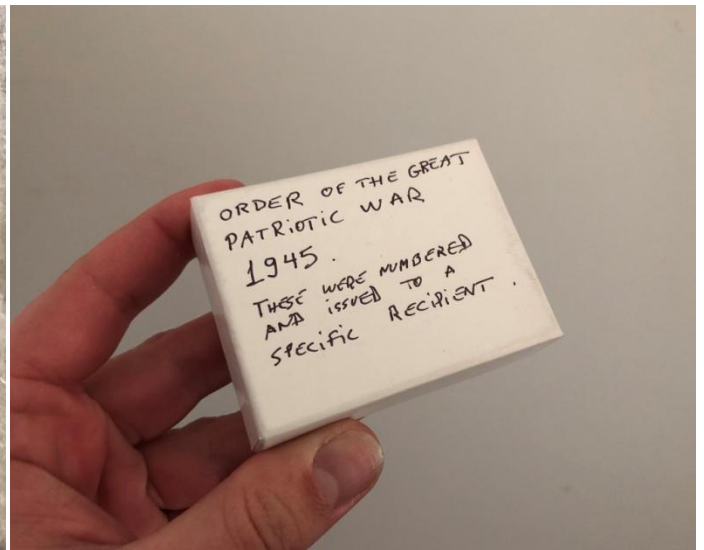


Jerry Hughson with a smaller scale fighter



Dr. Simon with a picture of his Grandfather, the dark shirt, seated; dressed in WW I uniform. He was Captured on the Eastern Front, but was a POW in Belgium. After the War, he did not return to Russia due to Communism, (and he probably would have been shot for being in the Tsarist Army!), so the family became Belgian. If I get any of this wrong, I will gladly stand corrected as necessary.

Anyway, the awards Doc S. gave to Eric Schroeter for his excellent PE-2, and Mike Terre for his PO-2, were very special.



To Eric- Actual Russian Medal issued to soldiers of the Red Army in WW II!!!!!!



And to Mike –

an actual Soviet Army Communications Award.

Gotta' hand it to the Doc, superb!

We also had other models on display that night!



Where's Raymond Burr?



Gotta' love a beauty walking on skulls....



Civil War figures are always so tragic....heroic.



The starving artist!!

Finally, Gerry Rinaldi leaves us with this Holiday funny.



HOPE TO SEE EVERYONE AT THE DECEMBER MEETING AND CHRISTMAS PARTY FRIDAY, DECEMBER 14TH AT 700PM.

For those who are unable to attend, please have a joyous and healthy holiday season.

